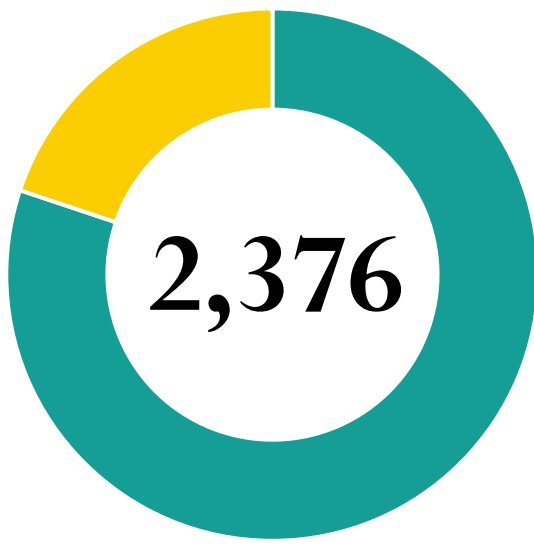
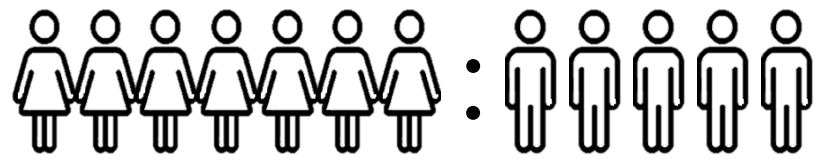


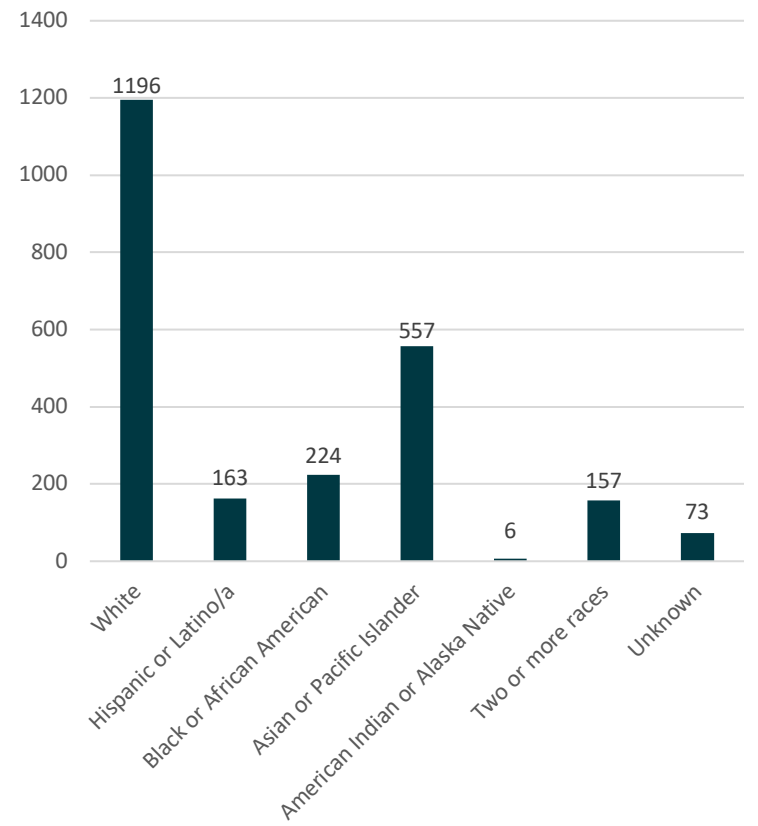
Open Doors for study abroad is an annual report commissioned by the Institute of International Education (IIE) on U.S. students studying abroad for academic credit at their home colleges or universities. Open Doors 2020 reports information and statistics on domestic students (U.S. citizens and permanent residents) for the 2018-19 academic year. This year's report for the University of Pennsylvania was compiled in collaboration with Penn's Office of Institutional Research & Analysis.



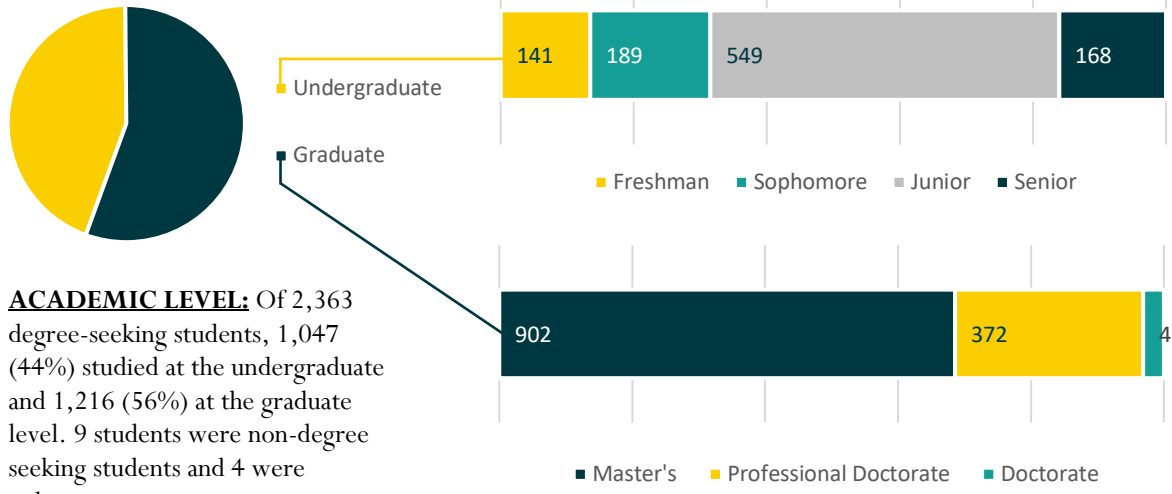
TOTAL: 2,376 domestic and 589 international students studied abroad on a credit-bearing program in the 2018-19 academic year.




SEX: Of the 2,376 domestic students, 1,389 (58%) students were female and 987 (42%) were male for an approximate ratio of 7:5.



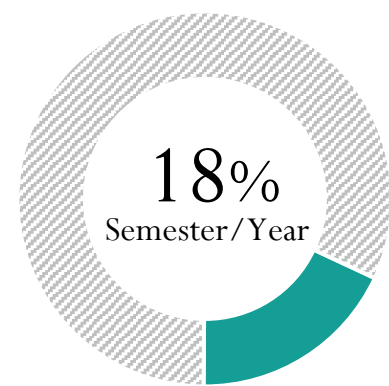
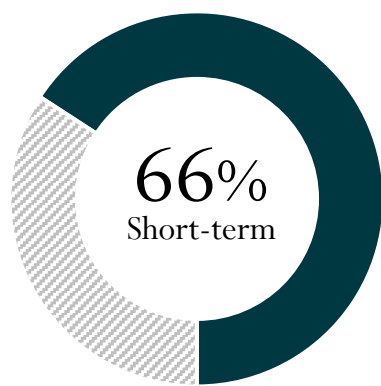
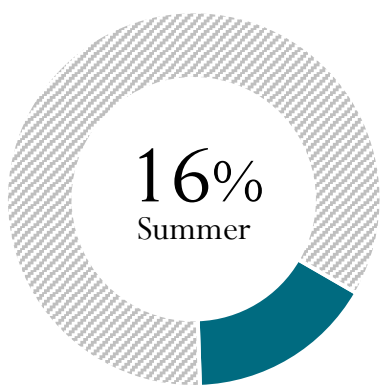
ETHNICITY/RACE: Approximately 50% of students self-identified as White, 7% Hispanic or Latino/a, 9% Black or African American, 23% Asian or Pacific Islander, >1% American Indian or Alaska Native, 7% two or more races, and 3% unknown.



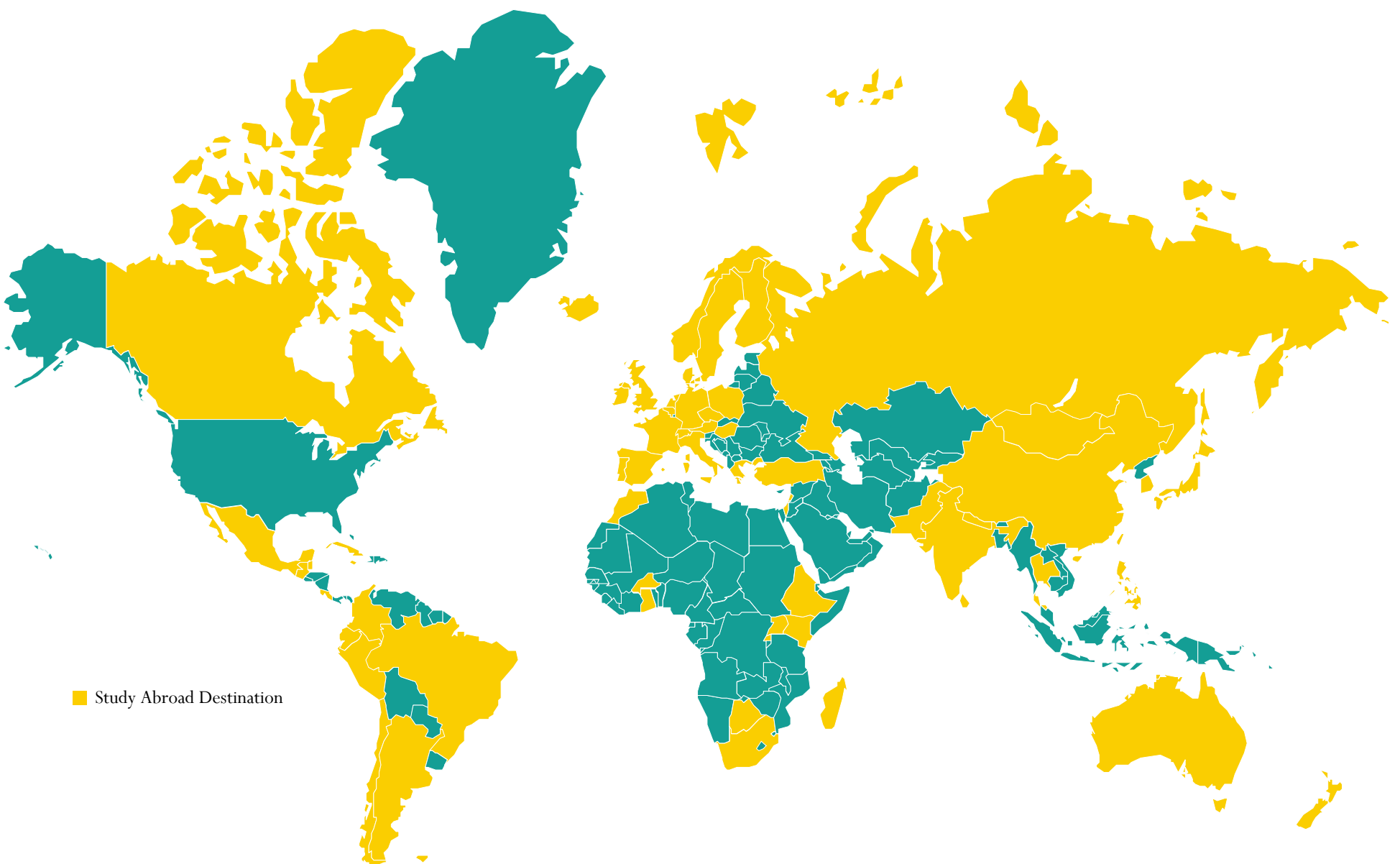
ACADEMIC LEVEL: Of 2,363 degree-seeking students, 1,047 (44%) studied at the undergraduate and 1,216 (56%) at the graduate level. 9 students were non-degree seeking students and 4 were unknown.



AREA OF STUDY: Of 2,627 reported areas of study, 1,206 (45.9%) were Business, Management & Marketing, 317 (12.1%) Health Professions, 513 (5.8%) International Studies, 115 (4.4%) Social Sciences, 84 (3.2%) Biological & Biomedical Sciences, 74 (2.8%) Architecture, 74 (2.8%) Engineering, 66 (2.5%) Computer & Information Sciences, 64 (2.4%) Philosophy & Religious Studies, 64 (2.4%) Psychology, 52 (2%) Education, 47 (1.8%) Visual & Performing Arts, 44 (1.7%) Natural Resources & Conservation, 38 (1.4%) Public Administration & Social Services, 38 (1.4%) History, 36 (1.4%) English Language & Literature, 33 (1.3%) Mathematics & Statistics, 32 (1.2%) Area, Ethnic, Cultural, Gender & Group Studies, 26 (1%) Communication & Journalism, 26 (1%) Legal Studies, 25 (1%) Foreign Languages, Literatures & Linguistics, and 13 (>1%) Other (not pictured in graph).



DURATION OF STUDY ABROAD: Of 2,889 study abroad experiences, 467 (16%) took place during the summer term, with a breakdown of 214 trips with a duration of less than two weeks, 239 between 2-8 weeks, and 14 spanning more than eight weeks, 1,894 (66%) were short-term experiences that took place during the academic year (including May term), with a breakdown of 1,755 trips with a duration of less than two weeks and 139 between 2-8 weeks, and 526 (18%) were semester and year-long experiences, with a breakdown of 478 semester and 48 year-long study abroad durations.



COUNTRIES ABROAD: 2,376 domestic students studied abroad in over 60 countries, with top destinations as follows: Multi-country (443 study abroad experiences), United Kingdom (255), China (231), India (129), France (103), Israel (102), Thailand (98), Japan (97), Brazil (90), Spain (89), Italy (75), South Africa (74), Argentina (68), Colombia (59), Australia (52), South Korea (46), Cuba (39), Denmark (38), Chile (33), Hong Kong (32), Ethiopia (31), Sweden (31), Ghana (25), Guatemala (23), Ecuador (21), Czech Republic (20), Mongolia (20), and the Netherlands (20). Remaining destinations with fewer than 20 study abroad experiences include Austria, Belgium, Belize, Botswana, Burkina Faso, Canada, Costa Rica, Finland, Germany, Greece, Hungary, Iceland, Ireland, Jamaica, Kenya, Lebanon, Madagascar, Mexico, Morocco, Nepal, New Zealand, Norway, Pakistan, Peru, the Philippines, Poland, Portugal, Russia, Rwanda, Singapore, Sri Lanka, Switzerland, Taiwan, Turkey, Uganda, and Zanzibar.